



Wireless stereo headset / Casque-micro stéréo sans fil

Instruction Manual / Mode d'emploi

CECHYA-0080

CECHYA-0080-11(4)

EN

Precautions

Carefully read the information in this instruction manual and on the package before using this product. Also read the instructions for the PlayStation3 system. Retain all documentation for future reference.

Safety

- Observe all warnings, precautions and instructions.
- CHOKING HAZARD - Contains small parts. Keep out of the reach of small children.

Use and handling

- Permanent hearing loss may occur if the headset is used at high volume. Set the volume to a safe level. Over time, increasingly loud audio may start to sound normal but can actually be damaging your hearing. If you experience ringing in your ears or muffled speech, stop listening and have your hearing checked. The louder the volume, the sooner your hearing could be affected. To protect your hearing:
 - Limit the amount of time you use the headset at high volume.
 - Avoid raising the volume to block out noisy surroundings.
 - Lower the volume if you can't hear people speaking near you.
- If you feel that the headset is irritating your skin, stop using it immediately.
- Do not expose the headset to high temperatures, high humidity or direct sunlight.
- Do not put heavy objects on the headset.
- Do not allow liquid or small particles to get into the headset.
- Do not throw or drop the headset or subject it to strong physical shock.
- Do not place any rubber or vinyl materials on the headset exterior for an extended period of time.
- Use a soft, dry cloth to clean the headset. Do not use solvents or other chemicals. Do not wipe with a chemically treated cleaning cloth.
- Do not disassemble or insert anything into the headset because this may cause damage to the internal components or cause injury to you.
- Observe all signs and instructions that require an electrical device or radio product to be switched off in designated areas, such as gas/refueling stations, hospitals, blasting areas, potentially explosive atmospheres or aircraft.
- The battery used in this device may present a risk of fire or chemical burn if mistreated. Do not disassemble, heat above 60°C / 140°F, or incinerate.

FCC and IC Notice

This equipment complies with FCC and IC radiation exposure limits set forth for an uncontrolled environment and meets the FCC radio frequency (RF) Exposure Guidelines in Supplement C to OET65 and RSS-102 of the IC radio frequency (RF) Exposure rules. This equipment has very low levels of RF energy that are deemed to comply without testing of specific absorption rate (SAR).

This transmitter must not be co-located or operated in conjunction with any other antenna or transmitter.

NOTE:

This equipment has been tested and found to comply with the limits for a Class B digital device, pursuant to Part15 of the FCC rules.

These limits are designed to provide reasonable protection against harmful interference in a residential installation. This equipment generates, uses, and can radiate radio frequency energy and, if not installed and used in accordance with the instructions, may cause harmful interference to radio communications. However, there is no guarantee that interference will not occur in a particular installation. If this equipment does cause harmful interference to radio or television reception, which can be determined by turning the equipment off and on, the user is encouraged to try to correct the interference by one or more of the following measures:

- Reorient or relocate the receiving antenna.
- Increase the separation between the equipment and receiver.
- Connect the equipment into an outlet on a circuit different from that to which the receiver is connected.
- Consult the dealer or an experienced radio/TV technician for help.

You are cautioned that any changes or modifications not expressly approved by the party responsible for compliance could void the user's authority to operate the equipment.

For assistance with this product, visit www.us.playstation.com or call SCEA Consumer Services at 1-800-345-7669.

Declaration of Conformity	
Trade Name :	Sony Computer Entertainment America LLC
No. :	CECHYA-0080, CECHYA-0081
Responsible Party :	Sony Computer Entertainment America LLC
Address :	919 E. Hillsdale Blvd., Foster City, CA 94404 U.S.A.
Telephone No. :	650-655-8000
This device complies with Part 15 of the FCC Rules and RSS-Gen of IC Rules. Operation is subject to the following two conditions: (1) this device may not cause harmful interference, and (2) this device must accept any interference received, including interference that may cause undesired operation.	

This Class B digital apparatus complies with Canadian ICES-003.

Lithium-ion Batteries

The product is equipped with a non-replaceable battery. Do not attempt to open the product or remove the battery. Consult your local waste management office for proper disposal.

Specifications

Power source	DC 3.7 V: Built-in lithium-ion rechargeable battery
Battery capacity	570 mAh
Operating environment temperature	5°C - 35°C / 41°F - 95°F
Dimensions (w/h/d)	Wireless stereo headset: Approx. 186 × 197 × 95 mm (7.3 × 7.8 × 3.7 in.) Wireless adaptor: Approx. 17.4 × 7 × 64 mm (0.7 × 0.3 × 2.5 in.)
Weight	Wireless stereo headset: Approx. 275 g (9.7 oz) Wireless adaptor: Approx. 7 g (0.25 oz)
Communication system	2.4 GHz RF
Maximum communication range	Approx. 10 m (33 ft)*1
Use time when fully charged	Up to 7.5 hours*2
Contents	Wireless stereo headset (1) / Wireless adaptor (1) / Instruction manual (1)

*1 Actual communication range varies depending on factors such as obstacles between the headset and wireless adaptor, magnetic fields from electronics (such as a microwave oven), static electricity, antenna performance, and the operating system and software applications in use. Depending on the operating environment, reception may be interrupted.

*2 Actual use time varies depending on factors such as the battery charge and ambient temperature.

Design and specifications are subject to change without notice.

The export, business or commercial use, and rental or leasing of this product are prohibited to the extent allowed by law.

LIMITED WARRANTY

Sony Computer Entertainment America LLC ("SCEA") warrants to the original purchaser that this product shall be free from defects in material and workmanship for a period of one (1) year from the date of purchase. This warranty does not apply to any consumables (such as batteries). For defects in material or workmanship within the warranty period, upon showing a proof of purchase, SCEA agrees for a period of one (1) year to either repair or replace this product with a new or factory recertified product at SCEA's option. For the purpose of this Limited Warranty, "factory recertified" means a product that has been returned to its original specifications. Visit <http://www.us.playstation.com/support> or call 1-800-345-7669 to receive a return authorization and shipping instructions. This warranty shall not be applicable and shall be void if the defect in the SCEA product has arisen through abuse, unreasonable use, mistreatment, neglect, or means other than from a defect in materials or workmanship.

THIS WARRANTY IS IN LIEU OF ALL OTHER WARRANTIES AND NO OTHER REPRESENTATIONS OR CLAIMS OF ANY NATURE SHALL BE BINDING ON OR OBLIGATE SCEA. ANY IMPLIED WARRANTIES APPLICABLE TO THIS PRODUCT, INCLUDING WARRANTIES OF MERCHANTABILITY AND FITNESS FOR A PARTICULAR PURPOSE, ARE LIMITED TO THE ONE (1) YEAR PERIOD DESCRIBED ABOVE. IN NO EVENT WILL SCEA BE LIABLE FOR INCIDENTAL OR CONSEQUENTIAL DAMAGES RESULTING FROM POSSESSION, USE OR MALFUNCTION OF THE SCEA PRODUCT. SOME STATES OR PROVINCES DO NOT ALLOW LIMITATION ON HOW LONG AN IMPLIED WARRANTY LASTS AND SOME STATES DO NOT ALLOW THE EXCLUSION OR LIMITATIONS OF CONSEQUENTIAL OR INCIDENTAL DAMAGES, SO THE ABOVE LIMITATIONS OR EXCLUSION MAY NOT APPLY TO YOU.

This warranty gives you specific legal rights, and you may also have other rights which vary from state to state or province to province.

This warranty is valid only in the United States and Canada.

The Wireless Stereo Headset for PlayStation3 brings dynamic sound to your entertainment experience. Please note, wireless products may be affected by the presence of other wireless devices in the general vicinity. If you experience any unexpected performance with your Wireless Stereo Headset please contact us before returning it to your retailer.

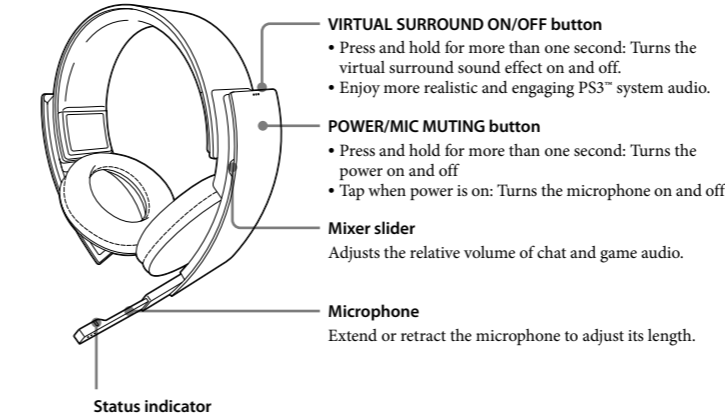
For more information or assistance with your Wireless Stereo Headset, please visit: <http://us.playstation.com/support/wirelessstereoheadset> or call SCEA Consumer Services at 1-800-345-7669.

"PS" and "PlayStation" are registered trademarks of Sony Computer Entertainment Inc. "PS3" is a trademark of the same company.

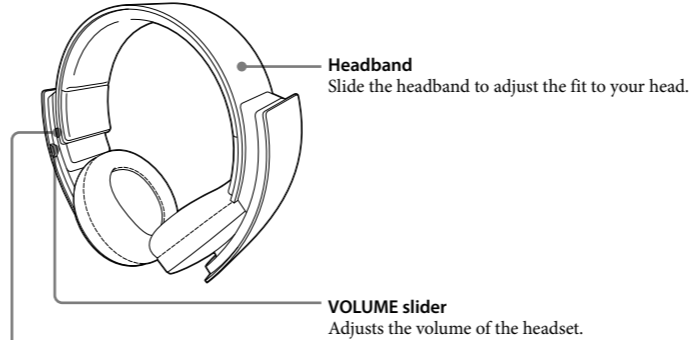
"SONY" and "SONY" are registered trademarks of Sony Corporation.

Part names and functions

FRONT



REAR



USB connector

Connect to a supported USB device to charge the headset. (Type A - mini-B USB cable sold separately.)

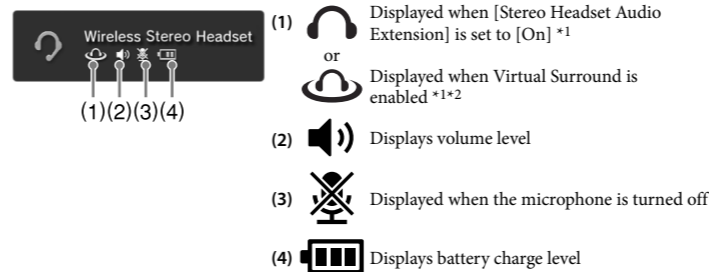
Using the headset with the PS3™ system

Compatible with PS3™ system software version 3.70 or later. Only one headset at a time can be used with the PS3™ system.



Status display

When the headset is used with a PS3™ system, the following status information is displayed in the upper right corner of the screen:



*1 To change the audio output, and enable/disable the VIRTUAL SURROUND ON/OFF button and Mixer slider, select (Settings) (Accessory Settings) [Stereo Headset Audio Extension].

*2 Some content and applications may not support Virtual Surround. For details visit www.us.playstation.com/support.

Stereo Headset Audio Extension	Audio Output of Wireless stereo headset	VIRTUAL SURROUND ON/OFF button	Mixer slider
On	All audio	Enabled	Enabled
Off	Chat audio only	Disabled	Disabled

Charging the Headset

Charge the battery by connecting the headset to a supported USB device such as a PC. While the battery is charging, the status indicator lights up in red. The status indicator turns off when the battery is fully charged.

Checking the remaining battery charge

To check the remaining battery charge, press the POWER/MIC MUTING button quickly two times while the headset power is on. The status indicator will start to flash red. The number of times the indicator flashes indicates the remaining battery charge.

Status indicator (red)	Remaining Battery Charge
Flashes three times:	Full
Flashes two times:	Medium
Flashes one time:	Low (needs to be charged)

Hints

- You might not be able to charge the battery if the USB device or the USB hub does not provide enough power for charging. Try connecting the headset to a different USB device or a different USB connector on the device.
- Charging takes approximately 3 hours when starting with no battery charge left.
- When the remaining battery charge is low, the headset beeps while it is connected and receiving an audio signal.
- It is recommended that you charge the battery in an environment with a temperature of 10°C to 30°C (50°F to 86°F). Charging in other environments might not be as effective.
- If you do not plan to use the wireless stereo headset for an extended period of time, it is recommended that you fully charge it at least once a year to help maintain battery functionality.

Status indicator display

Indicator color	Flashing pattern	Headset status
Blue	Solid	In use
	Flashing once repeatedly	Pairing mode
	Flashing twice repeatedly	Connection standby mode
Red*	Solid	Charging
Purple*	Solid	Microphone input off

* headset only

Using the headset with a PC

You can use the headset with a PC (with Windows or Mac OS) that has a USB connector. Insert the wireless adaptor into a USB connector on the PC you want to use and then turn on the headset.

For further instructions about use of the headset with Windows or Mac OS, visit us.playstation.com/support/wirelessstereoheadset.

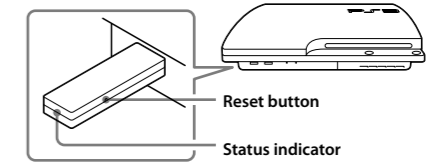
Hints

- The headset is not guaranteed to work with every PC that has a USB connector.
- The VIRTUAL SURROUND ON/OFF button and mixer slider can be used only when the headset is connected to a PS3™ system.

Resetting the headset

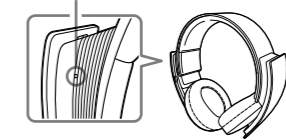
If the headset does not respond when you try to operate it, reset it by doing the following:

1 With the wireless adaptor connected to the PS3™ system, insert a small pin or similar object into the hole for the reset button and press down for at least one second.



2 Insert a small pin or similar object into the hole for the reset button on the headset and press down for at least one second.

Reset button



3 Press and hold the POWER/MIC MUTING button for at least 5 seconds.

When the reset is complete, the headset and wireless adaptor will be connected.

